



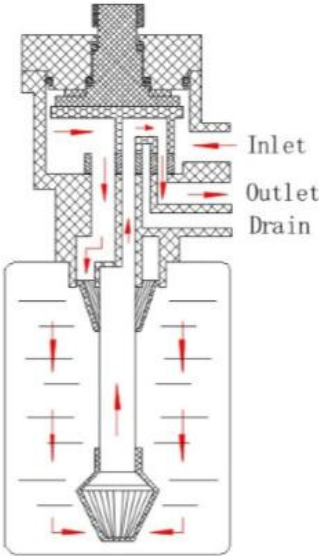
Product Details

- 1) Working Position : Filter->Back Wash->Fast Rinse->Filter
- 2) Using ceramic movig valve disk, small rotation torque.
- 3) Abrasion resistance of sealing surface, outstanding and long -lived deal.
- 4) It could be operated with pressure directly.

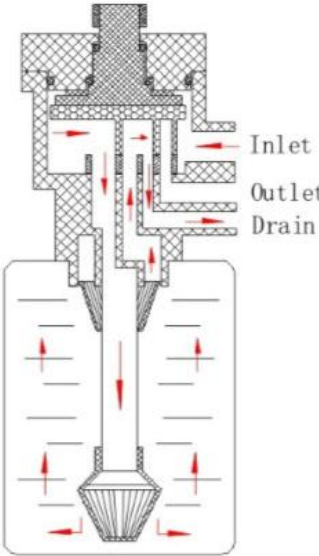
Product Parameters

Model	MSD2	MSD4	MSD4-B	MSD10	ASD2	ASD4	ASD10
Working Position	Service-> Back Wash-> Brine and Slow Rinse-> Fast Rinse-> Refill-> Service						
Regeneration Mode	Manual				Automatic type Meter Delay Meter Immediate Intelligent Meter Delay Intelligent Meter Immediate Timer by day: 0-99days Timer by hours: 0-99hours		
Inlet & Outlet	3/4"	1"	1"	2"	1/2", 3/4", 1"	1/2", 3/4", 1"	2"
Drain	1/2"	1/2"	1/2"	1"	1/2"	1/2"	1"
Base	2.5"	2.5"	2.5"	4"	2.5"	2.5"	4"
Riser Pipe	1.05"OD	1.05"OD	1.05"OD	1.5"D-GB	1.05"OD	1.05"OD	1.5"D-GB
Water Capacity	2m ³ /H	4m ³ /H	4m ³ /H	10m ³ /H	2m ³ /H	4m ³ /H	10m ³ /H
Working Pressure	0.15-0.6Mpa						
Working Temperature	5-50°C						
Power Supply	No Need Power				AC100-240V/50-60Hz		DC12V-1.5A

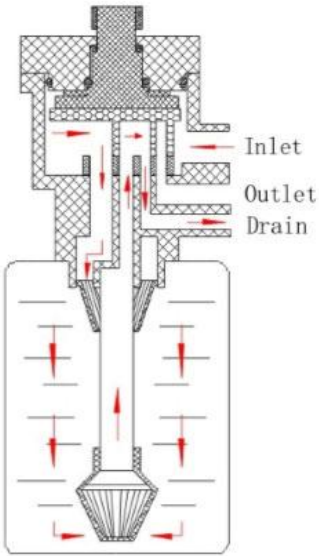
Working Principle



Filter Position



Back Wash Position



Fast Rinse Position